

BOSSE Hazardous Linea

INDUSTRIAL LED LINEAR - 34W/37W

WADCO[®]
LIGHTING
Built tough™



Applications

- ATEX and IECEx approved
- Zone 1 and Zone 2 applications
- Suitable for temperature classes T4, T5 and T6

Specifications

- Die cast aluminium
- Wattage: 34W/37W
- Standard: 775mm(L) x 108mm(H) x 174mm(D)
Weight: 6kg
- Emergency: 775mm(L) x 108mm(H) x 174mm(D)
Weight: 7kg
- Lumens: Zone 1: 2500
Zone 2: 3400
- Supply voltage: 110V-254V
- Optics: Elliptical

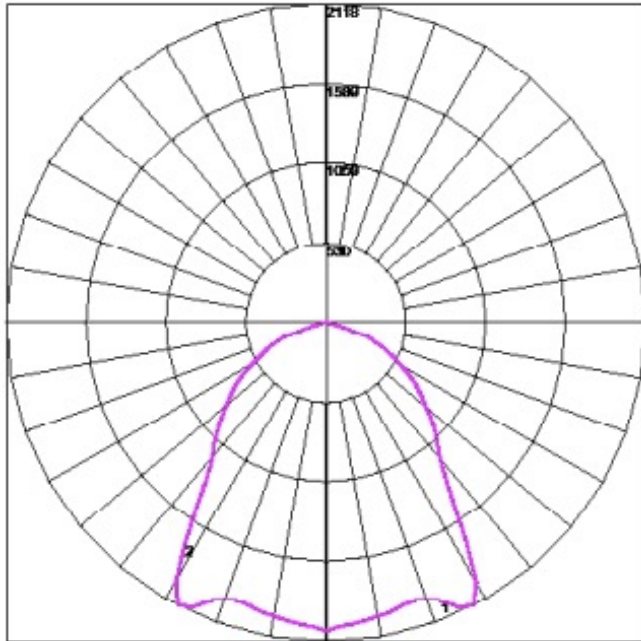
Options

- Surface mount
- Pole mount
- Integrated light sensor
- Emergency lighting

Standard 5 year Warranty

Polar Curve

68W FIXTURE # CODE - BOSSE' WBL68S



Maximum Candela = 2118.122

Located At Horizontal Angle = 0, Vertical Angle = 27.5

1 - Vertical Plane Through Horizontal Angles (90 - 270)

2 - Vertical Plane Through Horizontal Angles (180 - 0)



LINEAR MOUNTING - ACCESSORIES



CEILING MOUNTING KIT



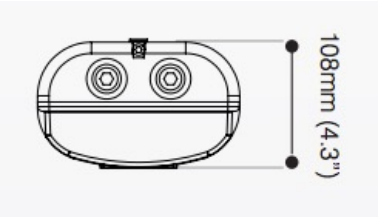
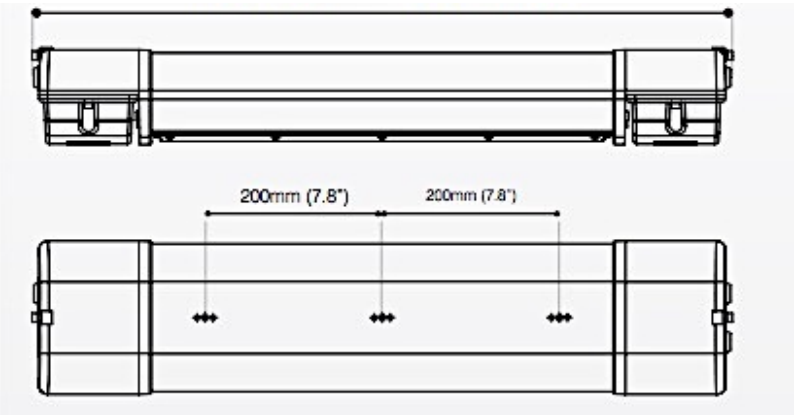
SWIVEL MOUNT KIT



WALL MOUNTING OUTREACH BRACKET

Dimensions

775mm (30.5) for Standard & Emergency



Ordering Guide

			FIXTURE WATTAGE		HAZARDOUS	ZONE - CHOOSE (1) OR (2)	LAMP COLOUR TEMPERATURE	AUXILIARY EMERGENCY OPTION		
W	B	L	3	4	S	Z	1	M	E	
			3	7	Aux		2			
							6- 6000K	PLEASE SPECIFY ONLY WHERE REQUIRED		

WADCO[®]
LIGHTING
Built tough[™]

P: +61 7 3897 3700
E: wadco@qmi.net.au
W: www.wadco.com.au



Australian made and owned
Trusted since 1975